

TRAVELCLICK® MARKET ALERT

Middle East, Northern Africa, and Southern Africa



SEPTEMBER 2010

OCCUPANCY IMPROVEMENT LEADS TO REVPAR GROWTH

The Middle East/Africa region reported growth in all three key measurements for September 2010. The region's occupancy increased 5.6% to 58.2%; average daily rate (ADR) increased 8.2% to US\$147.39; and revenue per available room (RevPAR) increased 14.2% to US\$85.80.

The TRAVELCLICK® portfolio of hotels outperformed the market by 514% in revenue.

Overall Market versus TRAVELCLICK Hotels, Revenue Performance, Month-to-Date

Overall	-14.2%
TRAVELCLICK	+87.3%

REVPAR PERFORMANCE HIGHLIGHTS, MIDDLE EAST AND AFRICA

Month-to-Date

Top-performing Countries in Revenue


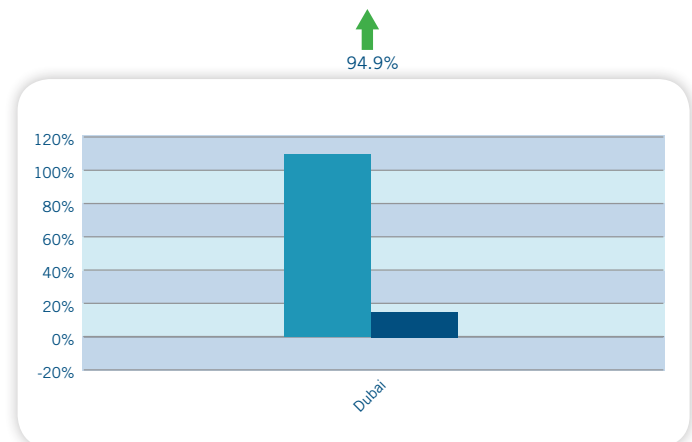
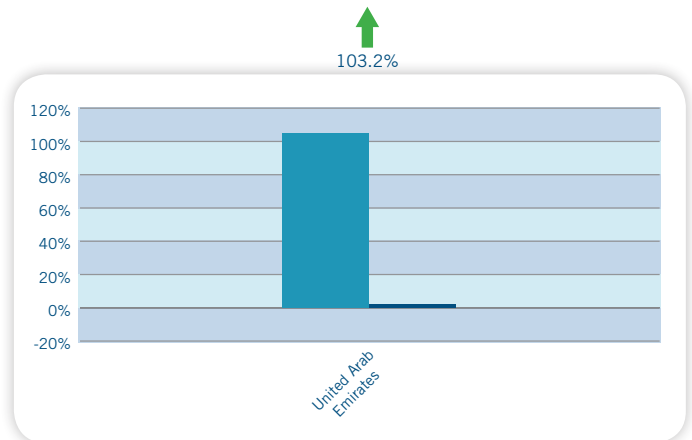
TRAVELCLICK properties outperformed the market the United Arab Emirates (UAE) (chart 1). Growth in UAE was highest for TRAVELCLICK hotels at 105%, more than 100 percentage points higher than the global market.

Top-performing Markets in Revenue

In Dubai, TRAVELCLICK's iHotelier® hotels outperformed the market across the board for all key metrics—revenue, ADR, and occupancy. These hotels leveraged competitive advantage into positive growth for all key metrics, enabling them to perform 94 percentage points ahead of the overall market in revenue, 50 points ahead in ADR, and 26 points ahead in occupancy.

TRAVELCLICK HOTELS OUTPERFORM THE MARKET

Chart 1. Middle East and Africa, Top Countries Revenue Percent Change, Month-to-Date.



To learn more about how iHotelier can help you achieve better results, call us or go to www.travelclick.net.

Knowledge Is Power™ Series

TRAVELCLICK® Global Offices

