

TRAVELCLICK® MARKET ALERT

United States



JUNE 2010

REVPAR SURGES AS ADR GROWS

The United States region posted year-over-year (YOY) RevPAR growth for the third month in a row in June 2010. In YOY measurements, occupancy increased 6.9% to end the month at 65.0%. Average daily rate (ADR) increased 1.0% to finish the month at US\$98.33. Revenue per available room (RevPAR) for the month increased 8.0% to finish at US\$63.87.

Even with strengthening overall performance for the US, TRAVELCLICK® hotels surpass the market, outperforming by 10 points in revenue month-to-date (MTD) and 12 points in revenue YTD.

Overall Market versus TRAVELCLICK Hotels, Month-to-Date

Overall	+2.3%
TRAVELCLICK	+14.3%

REVPAR PERFORMANCE HIGHLIGHTS, UNITED STATES

Month-to-Date

Top-performing States in Revenue

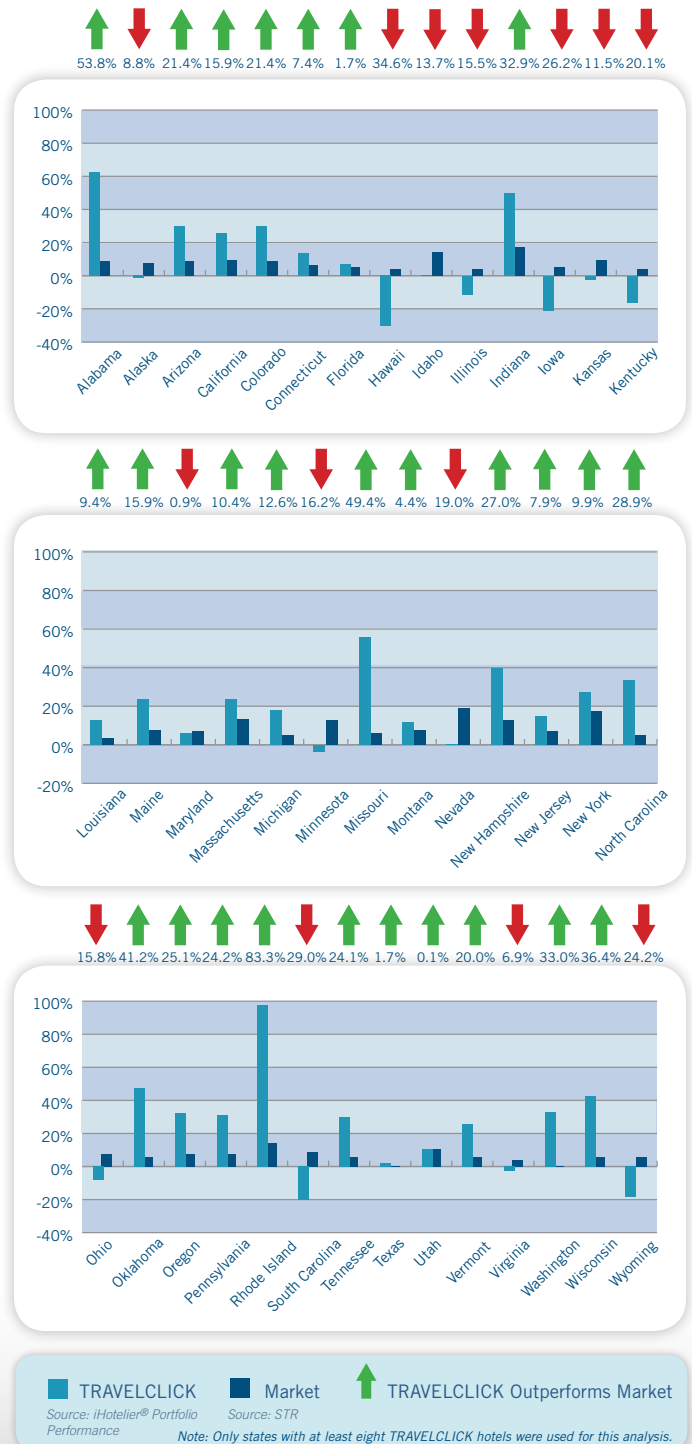
TRAVELCLICK properties outperformed the market in 70% of tracked states in June: Alabama, Arizona, California, Colorado, Connecticut, Florida, Hawaii, Illinois, Louisiana, Maine, Massachusetts, Michigan, Missouri, Montana, New Hampshire, New Jersey, New York, North Carolina, Oklahoma, Oregon, Pennsylvania, Rhode Island, Tennessee, Texas, Utah, Vermont, Washington, and Wisconsin (Chart 1).

Top-performing Markets in Revenue

TRAVELCLICK properties have outperformed the market in nine major markets, including Anaheim–Santa Ana, Chicago, Los Angeles, Miami–Hialeah, FL, New York, Norfolk–Virginia Beach, San Diego, and Washington, DC. Continuing regional strength, TRAVELCLICK's New Orleans portfolios reported positive YOY growth, while these markets recorded losses (Chart 2).

TRAVELCLICK HOTELS OUTPERFORM THE MARKET

Chart 1. US, Top States Revenue Percent Change, Month-to-Date.



Knowledge Is Power™ Series

TRAVELCLICK® Global Offices



Baltimore, MD USA



Barcelona, Spain



Chicago, IL USA



Dubai, UAE



Houston, TX USA



Melbourne, Australia



Shanghai, China



Tokyo, Japan

01

TRAVELCLICK® MARKET ALERT

United States



JUNE 2010

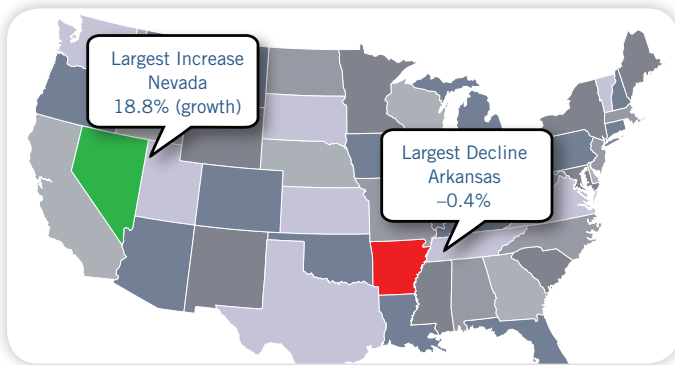
MARKET HIGHS AND LOWS, MONTH-TO-DATE

States

Largest Increase: Nevada 18.8% (growth)
 Largest Decline: Arkansas -0.4%

Cities

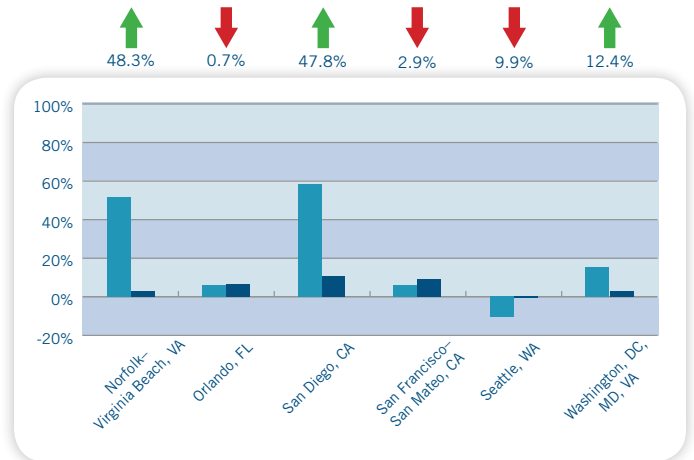
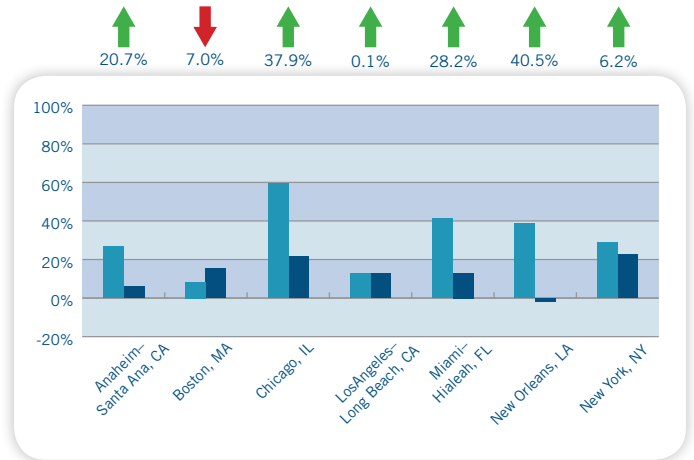
Largest Increase: New York 22.5% (growth)
 Largest Decline: New Orleans -1.6%



To learn more about how iHotelier® can help you achieve better results, call us or go to www.travelclick.net.

TRAVELCLICK HOTELS OUTPERFORM THE MARKET

Chart 2. US, Top Cities Revenue Percent Change, Month-to-Date.



■ TRAVELCLICK ■ Market ↑ TRAVELCLICK Outperforms Market
Source: iHotelier® Portfolio Performance Source: STR

Knowledge Is Power™ Series

TRAVELCLICK® Global Offices



Baltimore, MD USA



Barcelona, Spain



Chicago, IL USA



Dubai, UAE



Houston, TX USA



Melbourne, Australia



Shanghai, China



Tokyo, Japan