

TRAVELCLICK® MARKET ALERT

United States



MAY 2010

REVPAR SURGES

The United States region posted year-over-year (YOY) RevPAR growth for the third month in a row in May 2010. In YOY measurements, occupancy increased 7.1% to end the month at 58.9%. Average daily rate (ADR) was flat to 2009 to finish the month at US\$97.50. Revenue per available room (RevPAR) for the month increased 7.1% to finish at US\$57.47.

Even with strengthening overall performance for the US, TRAVELCLICK® hotels surpass the market, outperforming by 12.6 points in revenue month-to-date (MTD) and 13.2 points in revenue YTD.

Overall Market versus TRAVELCLICK Hotels, Month-to-Date

Overall	+7.1%
TRAVELCLICK	+19.7%

REVPAR PERFORMANCE HIGHLIGHTS, UNITED STATES

Month-to-Date

Top-performing States in Revenue

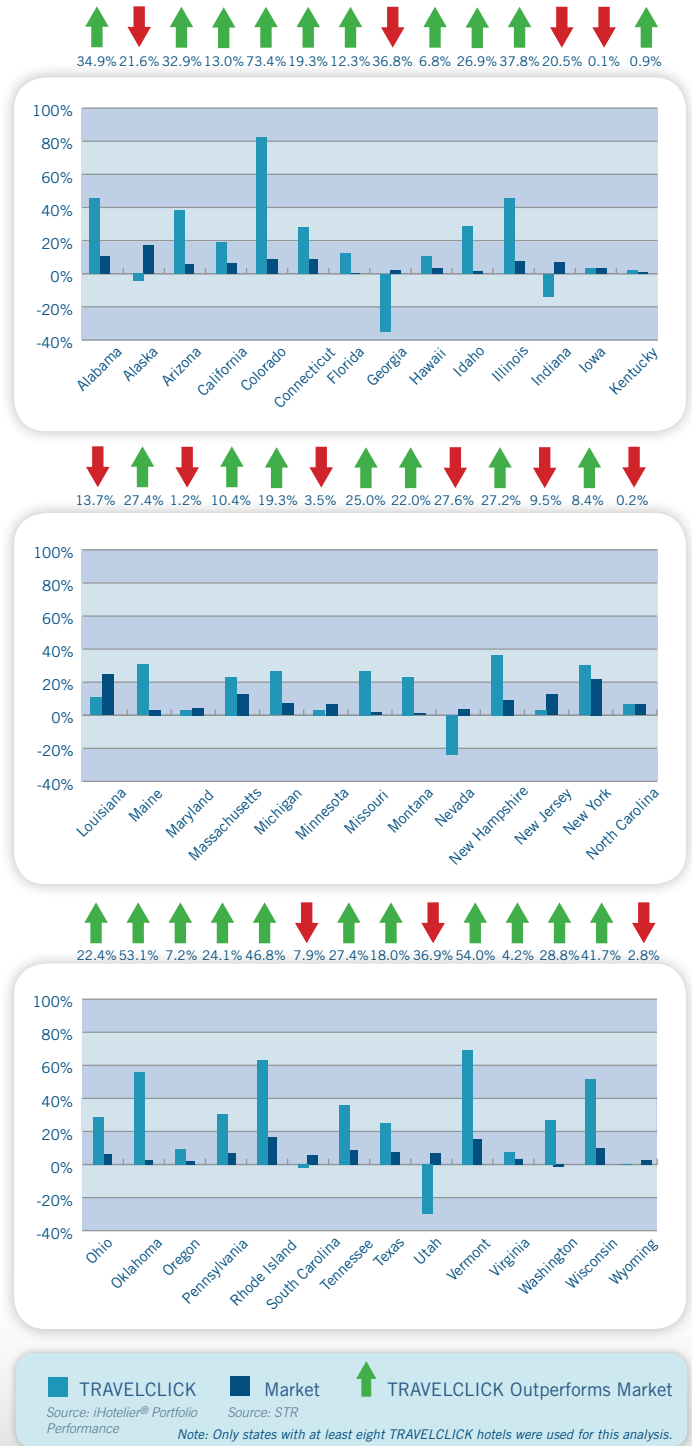
TRAVELCLICK properties outperformed the market in 68.3% of tracked states in May: Alabama, Arizona, California, Colorado, Connecticut, Florida, Hawaii, Idaho, Illinois, Kentucky, Maine, Massachusetts, Michigan, Missouri, Montana, New Hampshire, New York, Ohio, Oklahoma, Oregon, Pennsylvania, Rhode Island, Tennessee, Texas, Vermont, Virginia, Washington, and Wisconsin (Chart 1). Plus, TRAVELCLICK properties in Alaska, Colorado, Michigan, Nevada, Texas, and Wyoming returned positive YOY growth for May while the market declined for the same period.

Top-performing Markets in Revenue

TRAVELCLICK properties have outperformed the market in eight major markets, including Anaheim-Santa Ana, Boston, Chicago, Miami-Hialeah, New York, Norfolk-Virginia Beach, San Diego, and Washington, DC. Continuing regional strength, TRAVELCLICK's Norfolk-Virginia Beach and San Diego portfolios reported positive YOY growth, while these markets recorded losses (see Chart 2).

TRAVELCLICK HOTELS OUTPERFORM THE MARKET

Chart 1. US, Top States Revenue Percent Change, Month-to-Date.



Knowledge Is Power™ Series

TRAVELCLICK® Global Offices



Baltimore, MD USA



Barcelona, Spain



Chicago, IL USA



Dubai, UAE



Houston, TX USA



Melbourne, Australia



Shanghai, China



Tokyo, Japan

01

TRAVELCLICK® MARKET ALERT

United States



MAY 2010

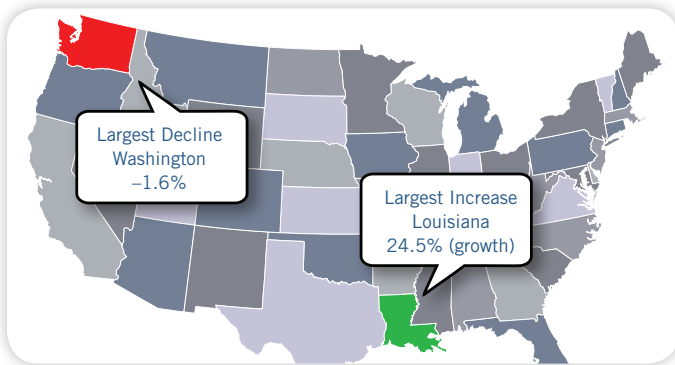
MARKET HIGHS AND LOWS, MONTH-TO-DATE

States

Largest Increase: Louisiana 24.5% (growth)
 Largest Decline: Washington -1.6%

Cities

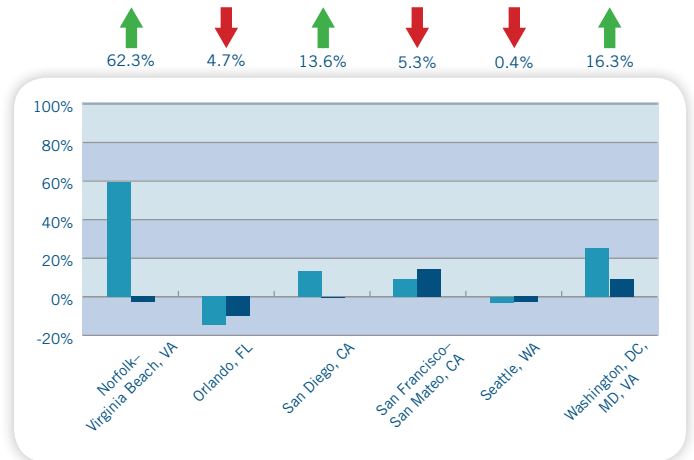
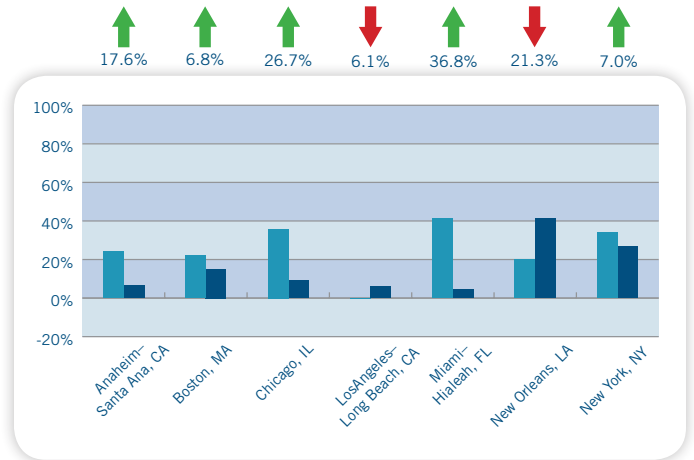
Largest Increase: New Orleans 41.2% (growth)
 Largest Decline: Orlando -10.0%



To learn more about how iHotelier® can help you achieve better results, call us or go to www.travelclick.net.

TRAVELCLICK HOTELS OUTPERFORM THE MARKET

Chart 2. US, Top Cities Revenue Percent Change, Month-to-Date.



■ TRAVELCLICK ■ Market ↑ TRAVELCLICK Outperforms Market
Source: iHotelier® Portfolio Performance Source: STR

Knowledge Is Power™ Series

TRAVELCLICK® Global Offices



Baltimore, MD USA



Barcelona, Spain



Chicago, IL USA



Dubai, UAE



Houston, TX USA



Melbourne, Australia



Shanghai, China



Tokyo, Japan